




Instagram- How to keep activity status turned OFF?

1. On your account profile, tap  at the top right (for android) to see settings option.
2. Tap  **Settings** at the bottom of the page then go to > **Privacy** and then > **Activity Status**.
3. Tap the slide switch  (if it's ON) next to **Show Activity Status**.

This will turn off your activity status.

Note: Instagram also notifies you, if you turned off you won't be able to see others activity status as well. Make changes according to your preferences and interests.

Revision #2

Created Sat, Jul 18, 2020 10:02 AM by [Meliza](#)

Updated Sun, Jul 19, 2020 2:18 AM by [Meliza](#)